



Thermometers

Application

Thermowells for temperature instruments are recommended for all process systems where pressure, velocity or viscous, abrasive and corrosive materials are present individually or in combination. A properly selected thermowell will protect the temperature instrument from possible damage resulting from these process variables. Furthermore, a thermowell permits removal of the temperature instrument for replacement, repair or testing without effecting the process media or the system.

Standard Features

Process Connections

Threaded

Instrument Connection

½" NPSM Standard

Shank Configurations

Stepped, straight, tapered

Bore Diameter

.260", .385"

Materials

Brass, AISI 304, AISI 316
(other materials available upon request)

Surface Finish

Brass: 60-100 Ra
AISI 304 & AISI 316: 60-100 Ra

Ordering Information


See current WIKA Catalog or WIKA Price List for ordering information



Straight Configuration

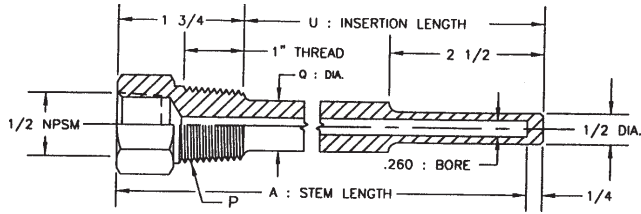


Tapered Configuration

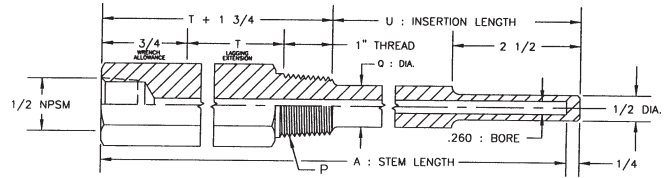


Stepped Configuration

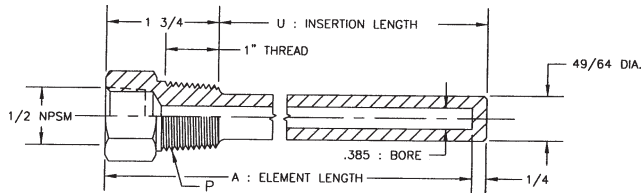
WIKA Model TH2R, .260 Bore, No Lag



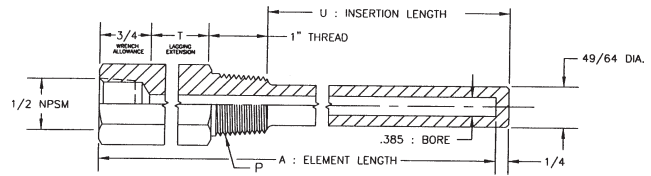
WIKA Model TH2LR, .260 Bore, With Lag



WIKA Model TH3S, .385 Bore, No Lag



WIKA Model TH3LS, .385 Bore, With Lag



Models TH2R and TH2LR		
P	HEX	Q
1/2" NPT	1 1/8"	5/8"
3/4" NPT	1 1/8"	3/4"
1" NPT	1 3/8"	7/8"

Models TH3S and TH3LS		
P	HEX	Q
3/4" NPT	1 1/8"	N/A
1" NPT	1 3/8"	N/A

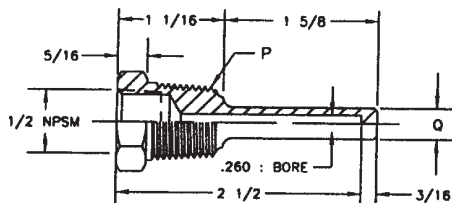
Models TH2R & TH3S	
"U" Dim.	"A" Dim.
1 5/8*	2 1/2
2 1/2	4
4 1/2	6
7 1/2	9
10 1/2	12
13 1/2	15
16 1/2	18
22 1/2	24

Models TH2LR & TH3LS		
"U" Dim.	"A" Dim.	"T" Dim.
2 1/2	6	2
4 1/2	9	3
7 1/2	12	3
10 1/2	15	3
13 1/2	18	3
19 1/2	24	3

* See dimensions below

- NOTES:
- 1/2" NPT with 1 5/8" "U" dimension (Model TH2R) not recommended. Consult factory if required.
 - 1 5/8" and 2 1/2" "U" dimensions have straight shanks, 1/2" O.D. (Models TH2R and TH2LR).
 - On 1/2" NPT external threaded wells, the 1" thread allowance and 3/4" wrench allowance dimensions are reversed.

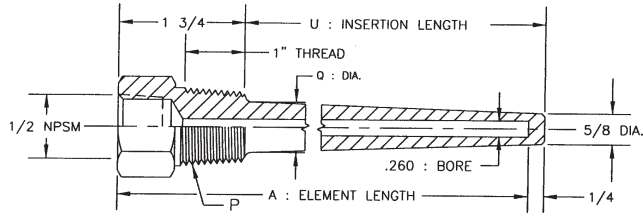
Dimensions for models with 1 5/8" "U" dimension



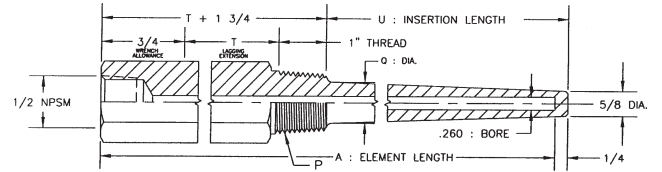
P	Bore	Q
3/4" NPT	.260"	1/2"
1" NPT	.260"	1/2"
3/4" NPT	.385"	49/64"
1" NPT	.385"	49/64"

Standard Materials
 Brass, AISI 304, AISI 316
 (others available on application)

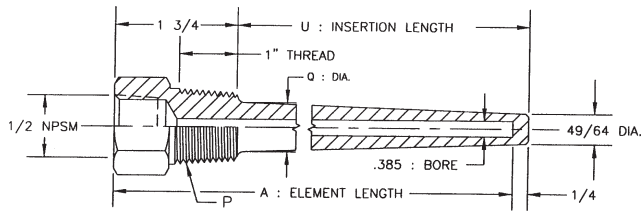
WIKA Model TH2T, .260 Bore, No Lag



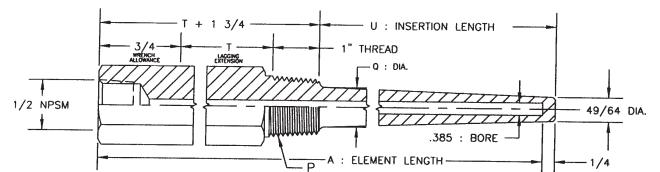
WIKA Model TH2LT .260 Bore, With Lag



WIKA Model TH3T, .385 Bore, No Lag



WIKA Model TH3LT .385 Bore, With Lag



Models TH2T and TH2LT		
P	HEX	Q
½" NPT	1 1/8"	5/8"
¾" NPT	1 1/8"	7/8"
1" NPT	1 3/8"	1 1/16"

Models TH3T and TH3LT		
P	HEX	Q
¾" NPT	1 1/8"	7/8"
1" NPT	1 3/8"	1 1/16"

Models TH2T & TH3T	
"U" Dim.	"A" Dim.
2½	4
4½	6
7½	9
10½	12
13½	15
16½	18
22½	24

Models TH2LT & TH3LT		
"U" Dim.	"A" Dim.	"T" Dim.
2½	6	2
4½	9	3
7½	12	3
10½	15	3
13½	18	3
19½	24	3

NOTES: 1. Tip diameter of 5/8" is reduced to ½" on the ½" NPT process connection (Models TH2T and TH2LT).

Standard Materials
 AISI 304, AISI 316
 (others available on applica-
 tion)

Ordering Information:

State computer part number (if available) / type number / size / range / connection size and location / options required.

Specifications given in this price list represent the state of engineering at the time of printing. Modifications may take place and the specified materials may change without prior notice



WIKAI Instrument Corporation
 1000 Wiegand Boulevard
 Lawrenceville, Georgia 30043-5868
 Tel: 770-513-8200 Fax: 770-338-5118
<http://www.wika.com> e-mail: info@wika.com