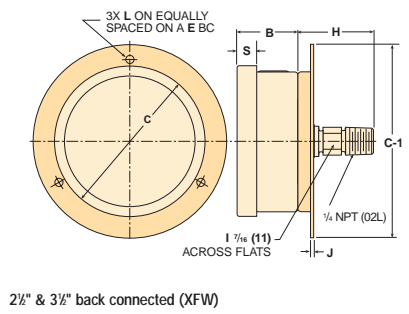
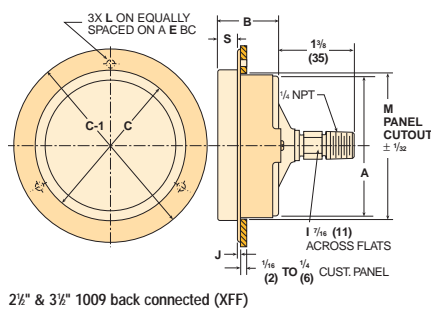
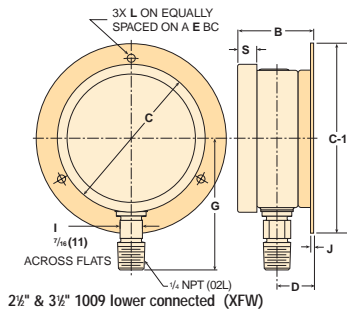
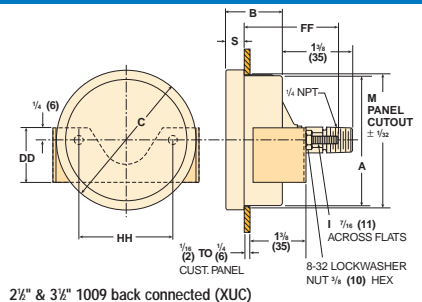
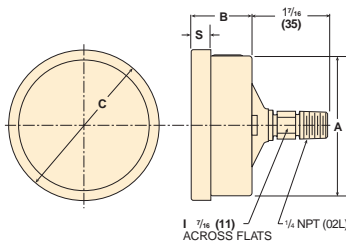
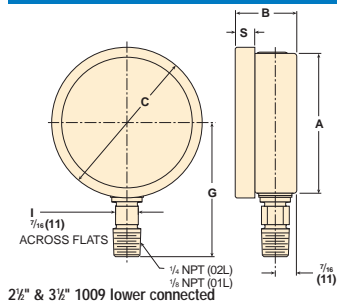


Case Type 1009 – 2½" & 3½"



Gauge Size	A	B	C	C-1	D	DD	E	FF	G	H	HH	I	J	L	M	S	Weight	
																	Dry	LF
2½" (63)	2 ²¹ / ₃₂ (67)	1 ³ / ₁₆ (30)	2 ⁷ / ₈ (73)	3 ¹¹ / ₁₆ (94)	3/4 (19)	1 ¹ / ₈ (29)	3 ¹ / ₈ (79)	1 ¹¹ / ₁₆ (43)	2 ⁹ / ₁₆ (65)	1 ³ / ₃₂ (28)	2 ¹ / ₁₆ (52)	7/16 (11)	1/16 (2)	5/32 (4)	2 ¹³ / ₁₆ (71)	3/8 (10)	.26# .12kg	.50# .32kg
3½" (100)	3 ¹⁹ / ₃₂ (91)	1 ⁹ / ₃₂ (33)	3 ³¹ / ₃₂ (100)	5 ⁷ / ₃₂ (133)	7/8 (22)	1 ⁵ / ₃₂ (12)	4 ⁹ / ₁₆ (106)	1 ²⁹ / ₃₂ (48)	3 (76)	3 (76)	2 ¹³ / ₃₂ (61)	7/16 (11)	5/32 (4)	7/32 (6)	3 ¹³ / ₁₆ (97)	1 ⁵ / ₃₂ (12)	.44# .20kg	.88# .40kg

Note: Dimensions in brackets () are millimeters.